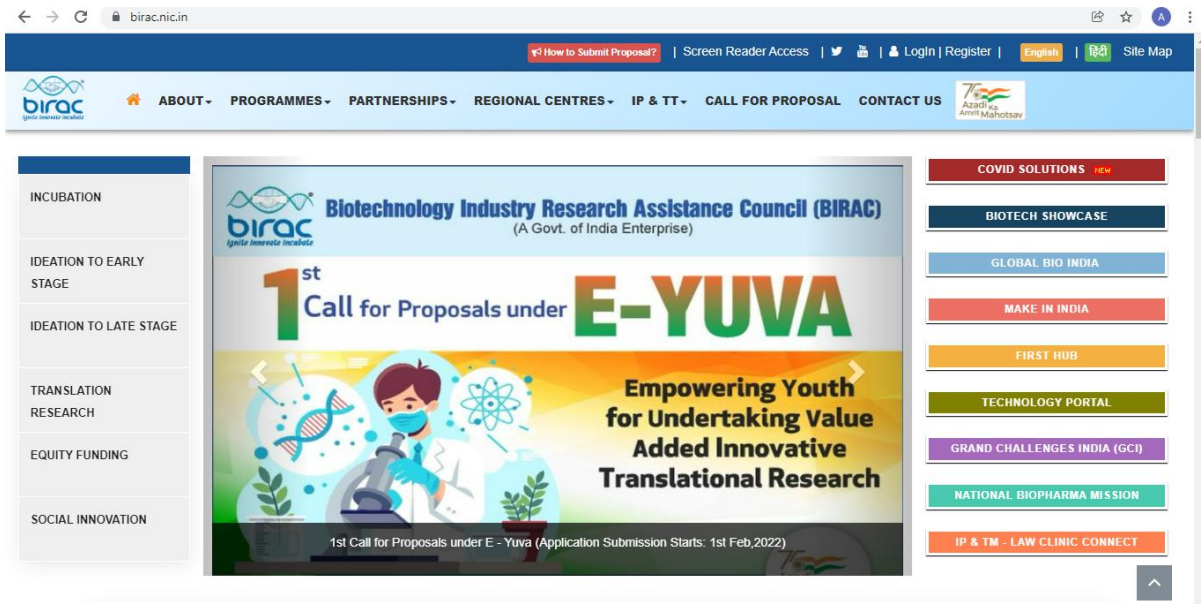
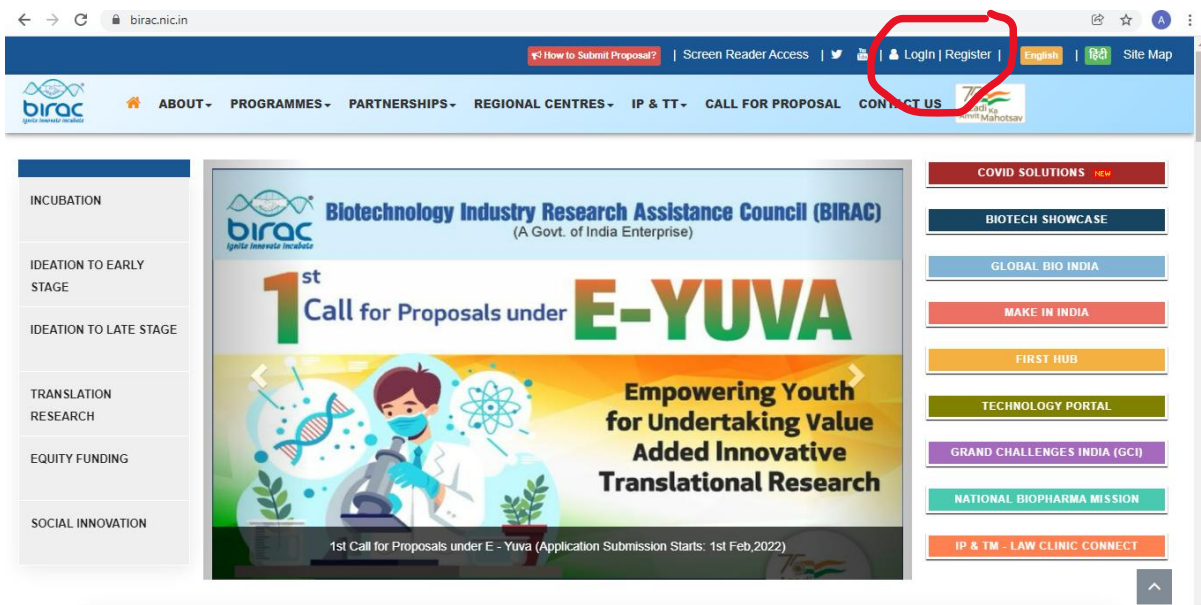


Step by step guide to apply for E-YUVA fellowship:

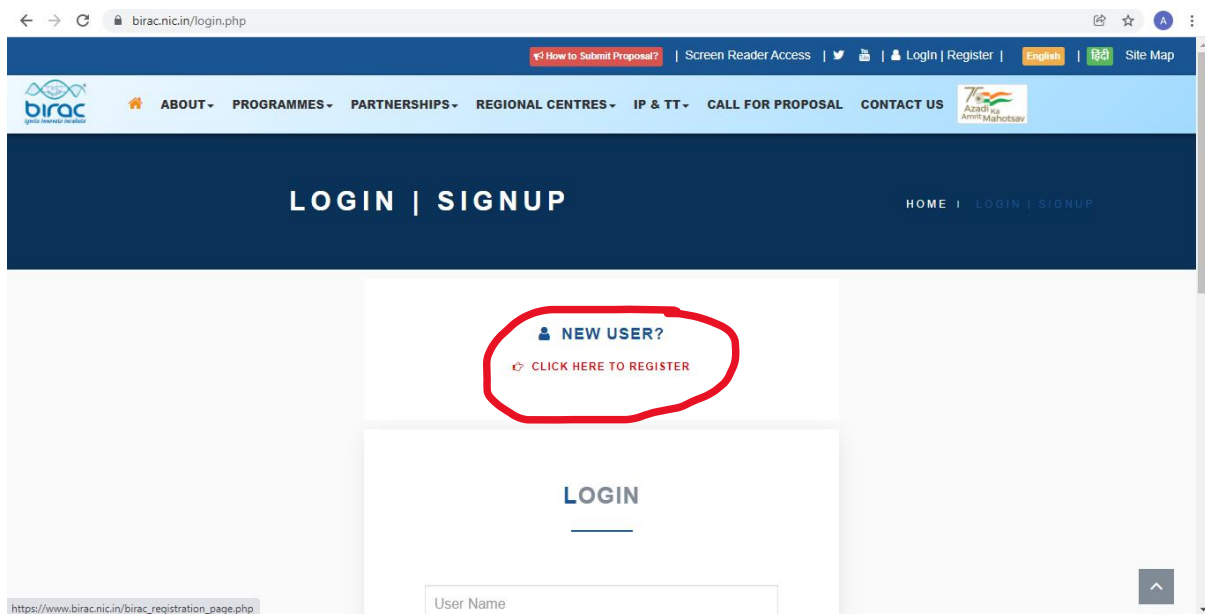
## Step-1 Go to home page of BIRAC



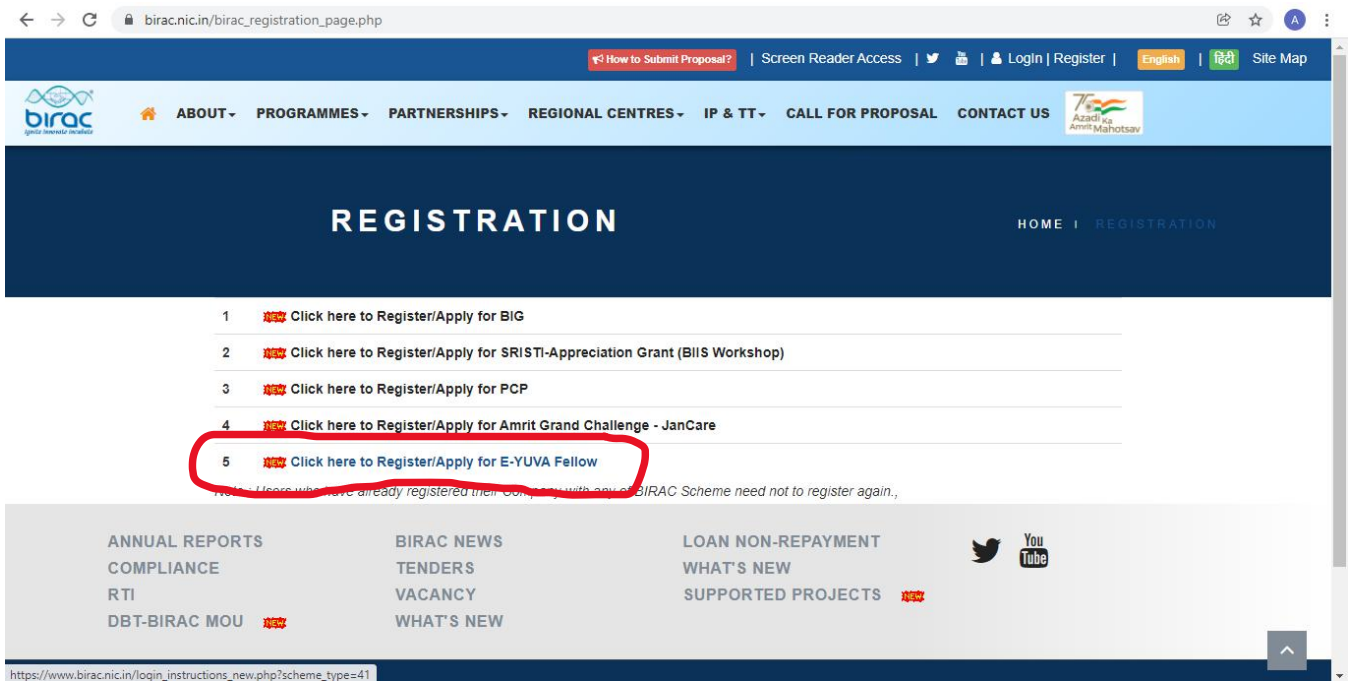
## Step-2 Click on Login/Register(on top of web page)



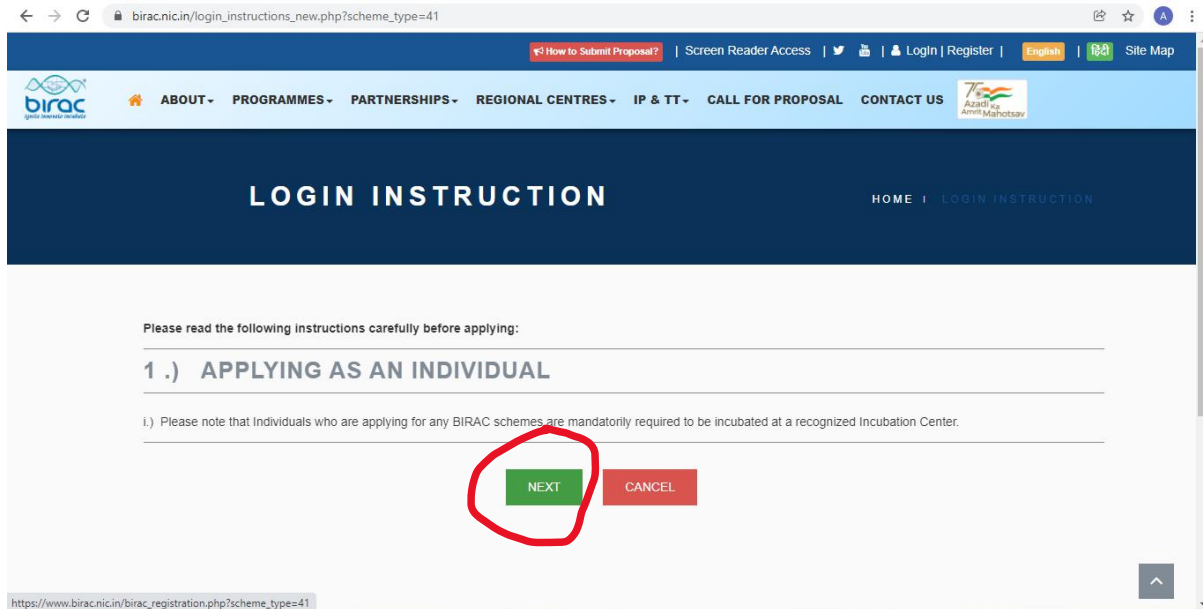
### Step-3 Click on “New User-Click here to register”



### Step-4 Click on “ Click here to Register/Apply for E-YUVA fellow.



## Step-5 “Applying as an Individual”, Click on Next



← → ↻ birac.nic.in/login\_instructions\_new.php?scheme\_type=41

How to Submit Proposal? | Screen Reader Access | Login | Register | English | Site Map

**LOGIN INSTRUCTION** HOME | LOGIN INSTRUCTION

Please read the following instructions carefully before applying:

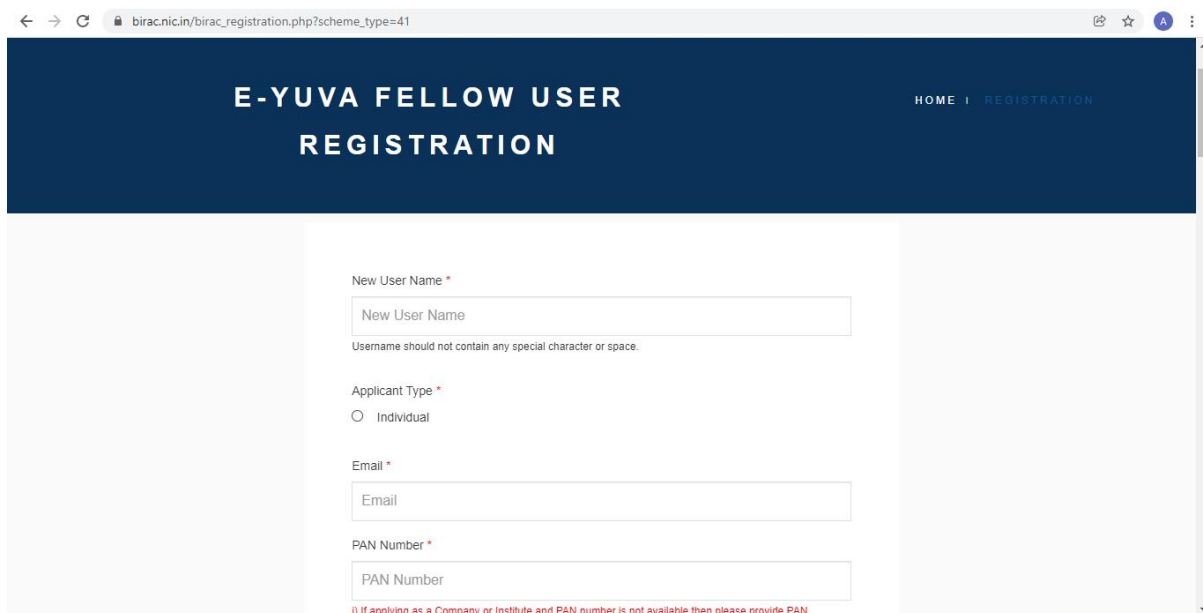
### 1.) APPLYING AS AN INDIVIDUAL

i.) Please note that Individuals who are applying for any BIRAC schemes are mandatorily required to be incubated at a recognized Incubation Center.

**NEXT** **CANCEL**

https://www.birac.nic.in/birac\_registration.php?scheme\_type=41

## Step-6 Provide basic details for registration



← → ↻ birac.nic.in/birac\_registration.php?scheme\_type=41

**E-YUVA FELLOW USER REGISTRATION** HOME | REGISTRATION

New User Name \*

New User Name

Username should not contain any special character or space.

Applicant Type \*

Individual

Email \*

Email

PAN Number \*

PAN Number

i) If applying as a Company or Institute and PAN number is not available then please provide PAN

**Step-7 After registration, go to home page, login with username and password to fill the application.**

The image shows two screenshots of the BIRAC website. The top screenshot is the home page (birac.nic.in) with a navigation menu including 'How to Submit Proposal?', 'Screen Reader Access', 'Login | Register', 'English', and 'Site Map'. A red circle highlights the 'Login | Register' link. The main content area features a large banner for the '1st Call for Proposals under E-YUVA' with the text 'Empowering Youth for Undertaking Value Added Innovative Translational Research' and '1st Call for Proposals under E - Yuva (Application Submission Starts: 1st Feb,2022)'. A sidebar on the left lists categories like 'INCUBATION', 'IDEATION TO EARLY STAGE', etc. A sidebar on the right lists various programs like 'COVID SOLUTIONS', 'BIOTECH SHOWCASE', etc.

The bottom screenshot is the login page (birac.nic.in/login.php) with a dark blue header containing 'LOGIN | SIGNUP' and 'HOME | LOGIN | SIGNUP'. The main content area has a 'NEW USER?' section with a 'CLICK HERE TO REGISTER' link. Below this is a 'LOGIN' button, which is circled in red. Underneath the button are three input fields: 'A' (username), 'Password', and 'Verification Code' (with the value 'ebb0d6' displayed next to it).